

GRIPPS®

ENGINEERED FOR DROP PREVENTION

Technical Specification Sheet

GRIPPS® Battery Catch Holster XL
- 7kg / 15lb

SKU: H02033



SKU: H02033
Title: Battery Catch Holster XL - 7kg / 15lb
Max Load: 7kg | 15lb
Compliance: ANSI/ISEA 121-2018 COMPLIANT
Weight: 115g | .25lb

Maximum Battery Dimensions:

Length: 180mm | 7.09in
Width: 100mm | 3.94in
Height: 100mm | 3.94in

FOR PRODUCT SUPPORT CONTACT:

support@gripps.com | +61 3 8383 9458

www.gripps.com

SAFETY INFORMATION

⚠️ WARNING Before using the GRIPPS® Battery Catch Holster XL - 7kg / 15lb, read all provided safety information pertaining to the use of your Dropped Tool Prevention (DTP) device. FAILURE TO DO SO COULD RESULT IN INJURY OR DEATH.

The user of a DTP device bears the responsibility of reading all safety information contained herein. Keep this manual for future reference.

Intended Use:

When used properly, the GRIPPS® Battery Catch Holster XL - 7kg / 15lb can prevent workplace hazards resulting from dropped tools. These may include personal injury and material damage.

GRIPPS® does not approve use of this device for any activities not described in the User Instructions. This device is not intended to be used in any recreational activity, as a personal fall-arrest device or in any other manner not described herein.

⚠️ WARNING Misuse of this device could result in serious injury or death.

Adhere to all manufacturer recommendations regarding the operation and maintenance of this device. For additional information, contact GRIPPS® customer support.

Read and adhere to the following in order to ensure correct operational functionality:

- Your DTP should never be used as a personal fall-arrest device or restraint system.
- Do not use this device with tools that exceed the specified maximum load/weight.
- A DTP device used in applications that exceed the limits of operation specified by the manufacturer should be considered unsafe and should be replaced.
- Do not tether a tool over 2.5kg/5.5lbs directly to your clothing or person.
- Inspect your DTP device before each use.
- Ensure the DTP device is securely connected to a load rated tool connector or anchor point before use.
- Inspect any tool connector point before it is connected to the DTP device.
- Modification of the DTP device voids all warranties and violates manufacturer recommendations.
- Do not use a tool that cannot be connected to your DTP in the manner specified by GRIPPS®.
- It is unsafe to extend the length of the DTP product by any means.
- Do not use this product if it will create an unsafe working environment.
- Use extra precaution around moving machinery, moving parts, electrical hazards, extreme temperatures, chemical hazards, or combustion hazards.
- Avoid contact between any connected tethers and rough or sharp edges.
- Regularly inspect your tool in use & connected tethers to ensure they are free from any dust, grime or debris.

- All connected tools and equipment, including connection points, must be compatible for use with this DTP device.
- Always wear appropriate personal protective equipment.
- If a tether has arrested a dropped tool or object, it should be taken out of service and replaced.
- All procedures shown in this instruction are for GRIPPS® Battery Catch Holster XL - 7kg / 15lb.

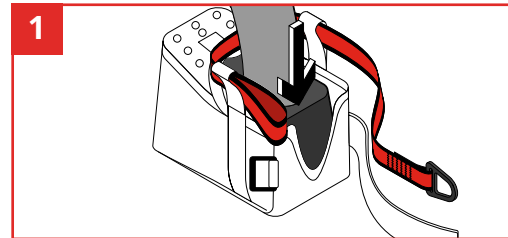
GENERAL USE AND CARE

The GRIPPS® Battery Catch Holster XL revolutionises power tool safety with its hot-swap flexibility and seamless integration. Made from reinforced Nylon and featuring an adjustable strap, the GRIPPS® Battery Catch Holster XL is universally compatible with a wide range of power tool brands with larger batteries.

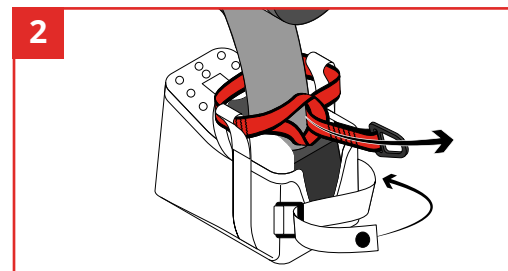
Before Use:

Thoroughly inspect your GRIPPS® DTP device before each use. Do not use any component that presents deformities or deterioration.

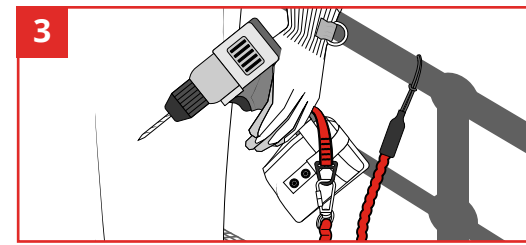
HOW TO USE/INSTRUCTIONS



Insert the battery pack (whilst connected to the power tool) into the Battery Catch Holster XL. Insert the battery pack (whilst connected to the power tool) into the Battery Catch Holster XL.



Secure the holster by pulling the strap tightly and clicking the closest button. Ensure the choke strap passes through the three choke guides by passing the D-Ring end through the loop end of the choke.



Attach a GRIPPS® tether with an appropriate load rating to the D-Ring on the choke strap.

After Use Care:

Clean and inspect the Battery Catch Holster XL - 7kg / 15lb and any connected tethers. For tougher stains, use warm water and a mild soap or detergent. Do not use again until dry.

Store in a clean and dry environment. Proper care will help to ensure that it will operate effectively and extend its service.

GRIPPS®



linkedin.com/company/grippsglobal



facebook.com/grippsglobal



youtube.com/@gripps3480grippsglobal



instagram.com/grippsglobal