

# GRIPPS®

## GRIPPS® Technical Specification Sheet.

### GRIPPS® Webbing Tether

Models: H01060, H01067, H01076, H01079, H01077



**H01060 / H01060-10**  
Webbing Wrist Tether  
Dual-Action - 2.5kg / 5.5lbs  
**Max Load:** 2.5kg / 5.5lbs  
**Max Length:** 25cm / 10"  
ANSI/ISEA 121-2018 COMPLIANT



**H01067 / H01067-10**  
Webbing Wrist Tether  
Single-Action - 2.5kg / 5.5lbs  
**Max Load:** 2.5kg / 5.5lbs  
**Max Length:** 25cm / 10"



**H01076**  
Webbing Tether Heavy Duty  
Dual-Action - 15.9kg / 35lbs  
**Max Load:** 15.9kg / 35lbs  
**Max Length:** 1.8m / 71"  
ANSI/ISEA 121-2018 COMPLIANT



**H01079**  
Webbing Tether Extra Heavy  
Duty Dual-Action - 36.9kg / 81lbs  
**Max Load:** 36.9kg / 81lbs  
**Max Length:** 1.8m / 71"



**H01077 / H01077-10**  
Webbing Tool Tether/  
Shoulder Strap - 5.0kg  
**Max Load:** 5kg / 11lbs  
**Max Length:** 170cm / 67"

### FOR PRODUCT SUPPORT CONTACT:

support@gripps.com | +61 3 8383 9458

WWW.GRIPPS.COM

## GRIPPS® Webbing Tether

### SAFETY INFORMATION

**⚠️ WARNING** Before using the GRIPPS® Webbing Tethers, read all provided safety information pertaining to the use of your Dropped Tool Prevention (DTP) device. **FAILURE TO DO SO COULD RESULT IN INJURY OR DEATH.**

The user of a DTP device bears the responsibility of reading all safety information contained herein. Keep this manual for future reference.

#### Intended Use:

When used properly, the GRIPPS® Webbing Tethers can prevent workplace hazards resulting from dropped tools. These may include personal injury and material damage.

GRIPPS® does not approve use of this device for any activities not described in the User Instructions. This device is not intended to be used in any recreational activity, as a personal fall-arrest device or in any other manner not described herein.

**⚠️ WARNING** Misuse of this device could result in serious injury or death.

Adhere to all manufacturer recommendations regarding the operation and maintenance of this device. For additional information, contact GRIPPS® customer support.

Read and adhere to the following in order to ensure correct operational functionality:

- Your DTP should never be used as a personal fall-arrest device or restraint system.
- Do not use this device with tools that exceed the specified maximum load/weight.
- A DTP device used in applications that exceed the limits of operation specified by the manufacturer should be considered unsafe and should be replaced.
- Do not tether a tool over 2.5kg/5.5lbs directly to your clothing or person.
- Inspect your DTP device before each use.
- Ensure the DTP device is securely connected to a load rated tool connector or anchor point before use.
- Inspect any tool connector point before it is connected to the DTP device.
- Modification of the DTP device voids all warranties and violates manufacturer recommendations.
- Do not use a tool that cannot be connected to your DTP in the manner specified by GRIPPS®.
- It is unsafe to extend the length of the DTP product by any means.
- Do not use this product if it will create an unsafe working environment.
- Ensure the tether does not become entangled with other workers, yourself or surrounding objects. Leave enough space between yourself and any hazards so that a tool on a fully extended tether can swing unobstructed should it fall.
- Use extra precaution around moving machinery, moving parts, electrical hazards, extreme temperatures, chemical hazards, or combustion hazards.
- Avoid contact between the Webbing Tether and rough or sharp edges.

- All connected tools and equipment, including connection points, must be compatible for use with this DTP device.
- Always wear appropriate personal protective equipment.
- If a tether has arrested a dropped tool or object, it should be taken out of service and replaced.
- All procedures shown in this instruction are for GRIPPS® Webbing Tether products only.

### GENERAL USE AND CARE

GRIPPS® Webbing Tethers are designed to be used with most tools. The spring loaded carabiner prevents accidental opening and the flexible loop attaches safely to a variety of tool connectors or tether anchors.

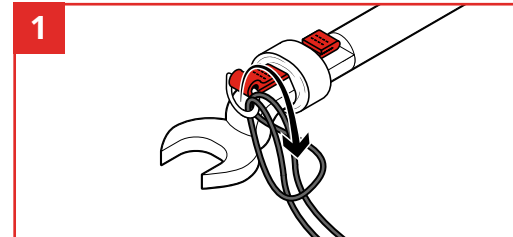
#### Recommended Use of GRIPPS® Webbing Tethers:

- Only use in combination with GRIPPS® Tool Connectors.
- Use H01060 Wrist Tether Dual-Action on tools that weigh up to 2.5kg/5.0lbs.
- Use H01067 Wrist Tether Single-Action on tools that weigh up to 2.5kg/5.0lbs.
- Use H01076 Heavy-Duty Dual-Action on tools that weigh up to 15.9kg/35lbs.
- Use H01079 Extra Heavy-Duty Dual-Action on tools that weigh up to 36.9kg/81lbs.
- If a suitable Tool Connector point cannot be determined, do not connect the Webbing Tether.
- Use the CATT tool tethering methodology to determine a suitable Tool Connector.

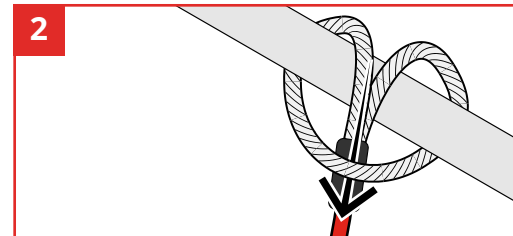
#### Before Use:

Thoroughly inspect your GRIPPS® DTP device before each use. Do not use any component that presents deformities or deterioration.

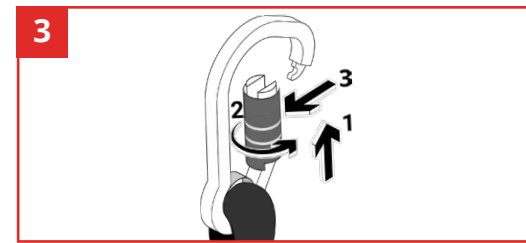
### HOW TO USE / INSTRUCTIONS:



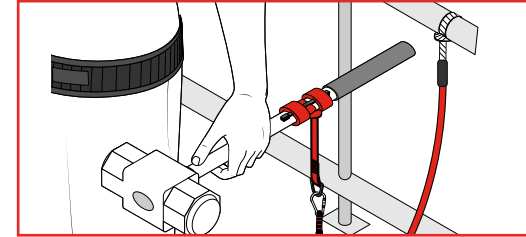
To attach using the loop end, pass the loop through a connector point.



For SKU H01076 - Feed the carabiner end of the tether through the loop and pull tightly to create a secure connection.



Open/Close Carabiner as required.



#### After Use Care:

Clean and inspect the Webbing Tether and connected tool. For tougher stains, use warm water and a mild soap or detergent. Do not use again until dry.

Store in a clean and dry environment. Proper care will help to ensure that it will operate effectively and extend its service.

# GRIPPS®

linkedin.com/company/grippsglobal

facebook.com/grippsglobal

youtube.com/@gripps3480grippsglobal

instagram.com/grippsglobal